

GRANTS OFFICE
empowering communities

Keeping Students Safe

Funding School Security with the SVPP Grant

Sponsored by: Genetec™

AGENDA

01 | Welcome

02 | An Overview of SVPP

03 | Lessons from the FY25 Competition

04 | Building a Competitive Project

05 | Avoiding Common Application Pitfalls

06 | Tips to Improve Your Chances of Success

07 | More About the Genetec Grants Support Team

08 | Questions



Today's Presenters



Jeanne Smith

Genetec, Inc.
Program Manager
Grants & Contracts



Michael Paddock

Grants Office
CEO



Elizabeth Evans

Grants Office
Manager of Research & Consultation

An Overview of SVPP

COPS School Violence Prevention Program (SVPP)

Description

Enhance school physical security through evidence-based strategies and the acquisition and deployment of school safety technologies.

Allowable Technology Expenses

- Video surveillance cameras & monitoring systems
- Electronic access control systems
- Emergency communication technology
- Intercom & public address systems
- Intrusion & site alarm systems
- Panic button & emergency notification systems

COPS
Community Oriented Policing Services
U.S. Department of Justice

Funding Information

Approximately $53 million is available for awards in 2026. Individual awards may be up to $500,000. A minimum of 25% cost-match is required.

Deadline Information

Anticipated July 2026 (opening in June)

Eligible Applicants

State, local, and Tribal governments

This includes public agencies, such as school districts, school boards, and local law enforcement agencies

**Private schools may participate as sub-applicants but are not eligible to apply directly.*

COPS SVPP Priority Areas

Planning

Strengthen school safety and long-term sustainability planning initiatives.

Intelligence

Improve ability to accurately identify potential threats and expand awareness and implementation of community policing strategies.

Collaboration

Enhance coordination, information sharing, and communication between law enforcement agencies and school personnel.

Response

Decrease emergency notification times to law enforcement and improve response times to threats and critical incidents.

Partnerships & Collaborations for SVPP

01

Internal Partnerships

K-12 School Districts

- Superintendent
- Financial officer/CFO

Law Enforcement Agencies

- Chief of police or sheriff
- Mayor or board chairman

02

External Partnerships

K-12 School Districts

- Letters of support/MOUs from local law enforcement, other relevant stakeholders

Law Enforcement Agencies

- Letters of support/MOUs from schools, other relevant stakeholders

03

Developing Collaborations

- ***Know*** what you bring to the table and what your needs are
- ***Involve*** partner BEFORE completely planning the project
- ***Draft*** MOUs or letters of support

Lessons from the FY25 Funding Cycle

What did the ideal FY25 Funding Cycle Applicant look like?

…and what differentiates funded from unfunded requests?

1,609
Applicants

211
Funded (13.1%)

$75M
Awarded in FY2025

8 years
Of program data

ANALYSIS OF FY2025 APPLICATIONS

Final Score Distribution

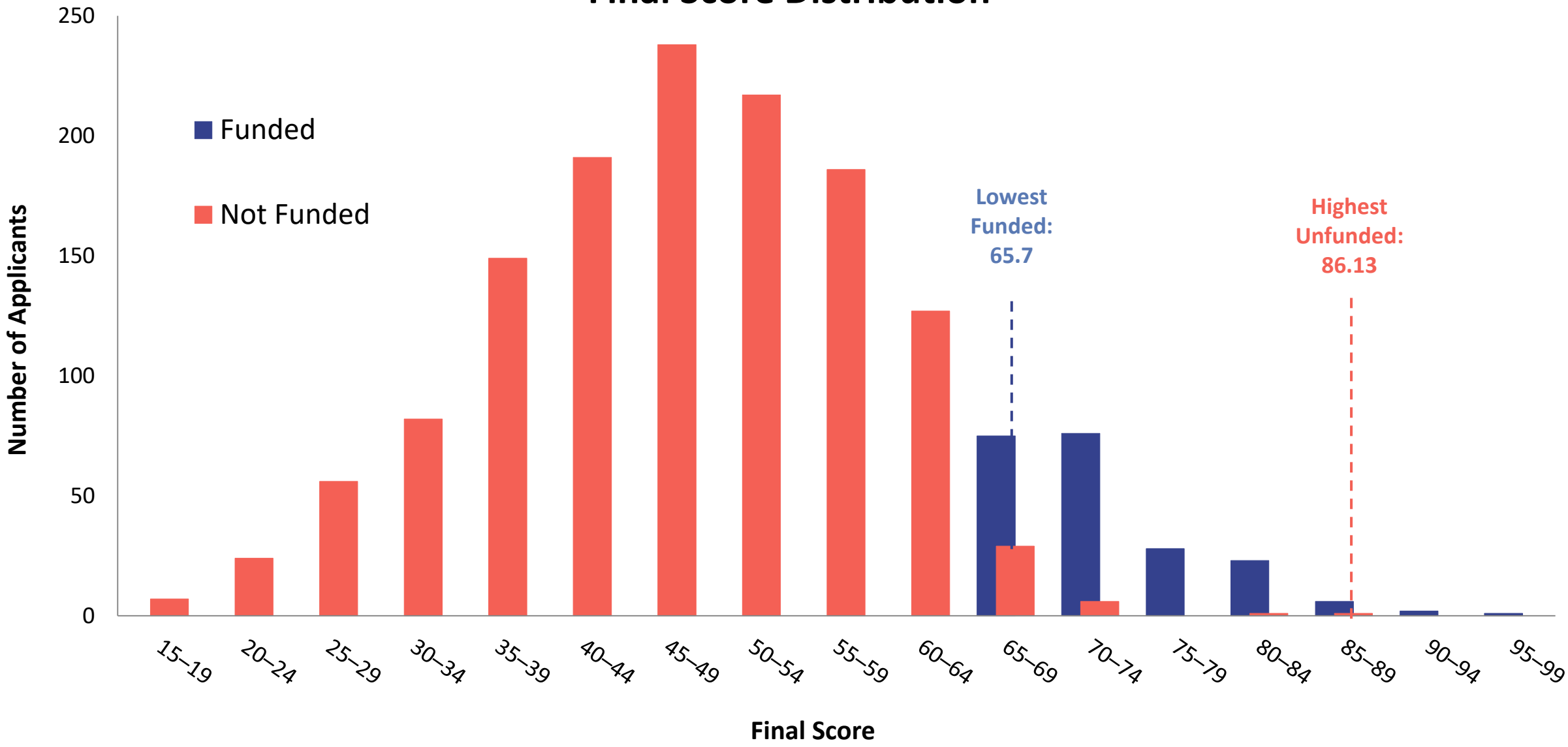

Funding Rate by Lead Organization Type

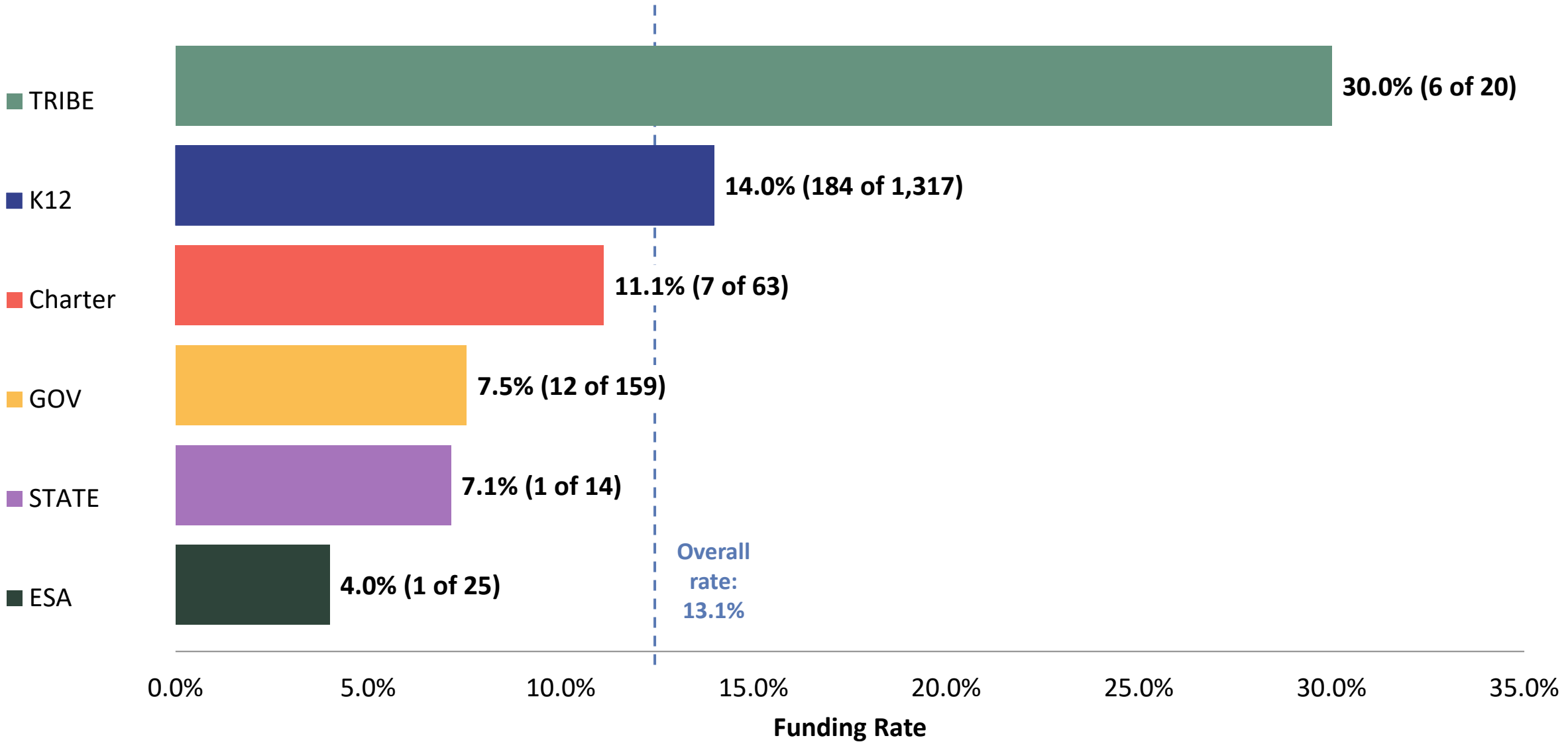

Funding Rate by NCES Locale (School District Setting)

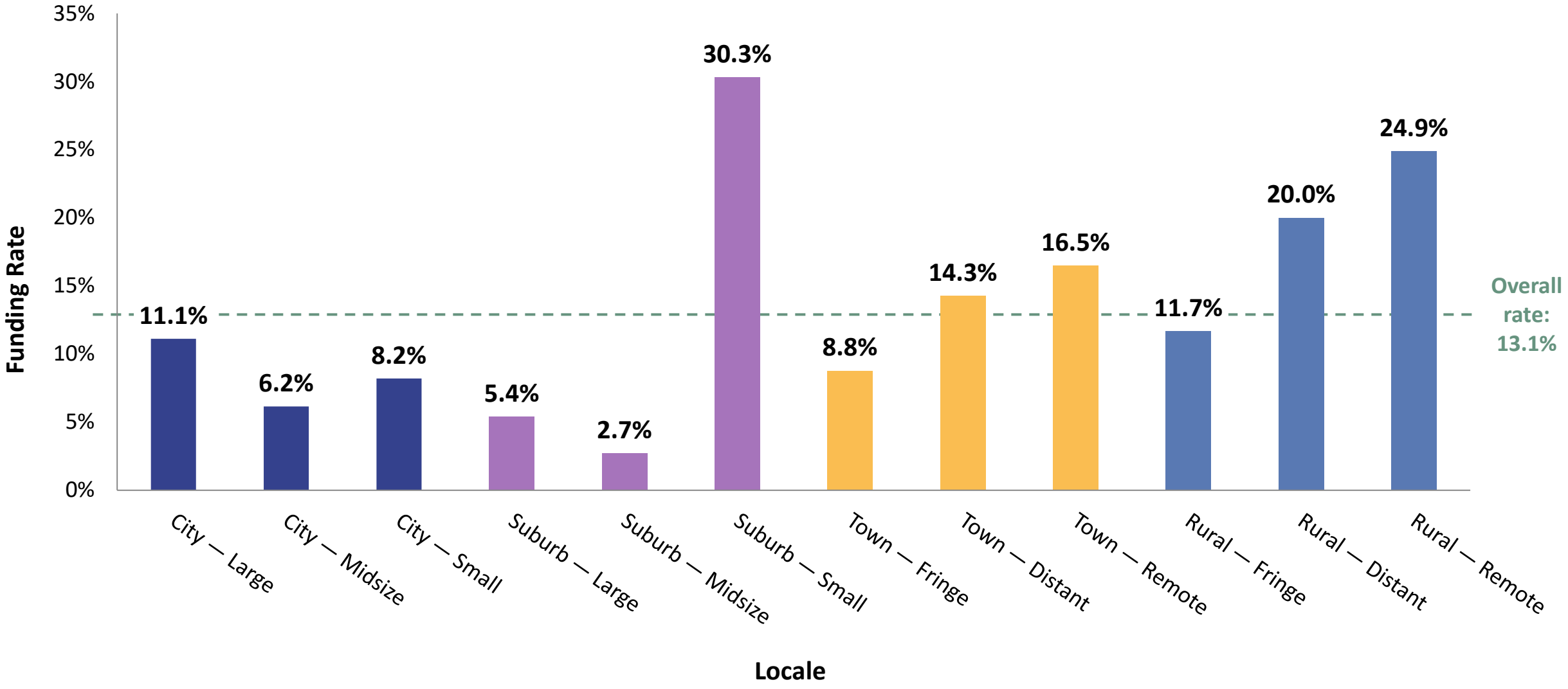

Amount Requested: Funded vs. Not Funded

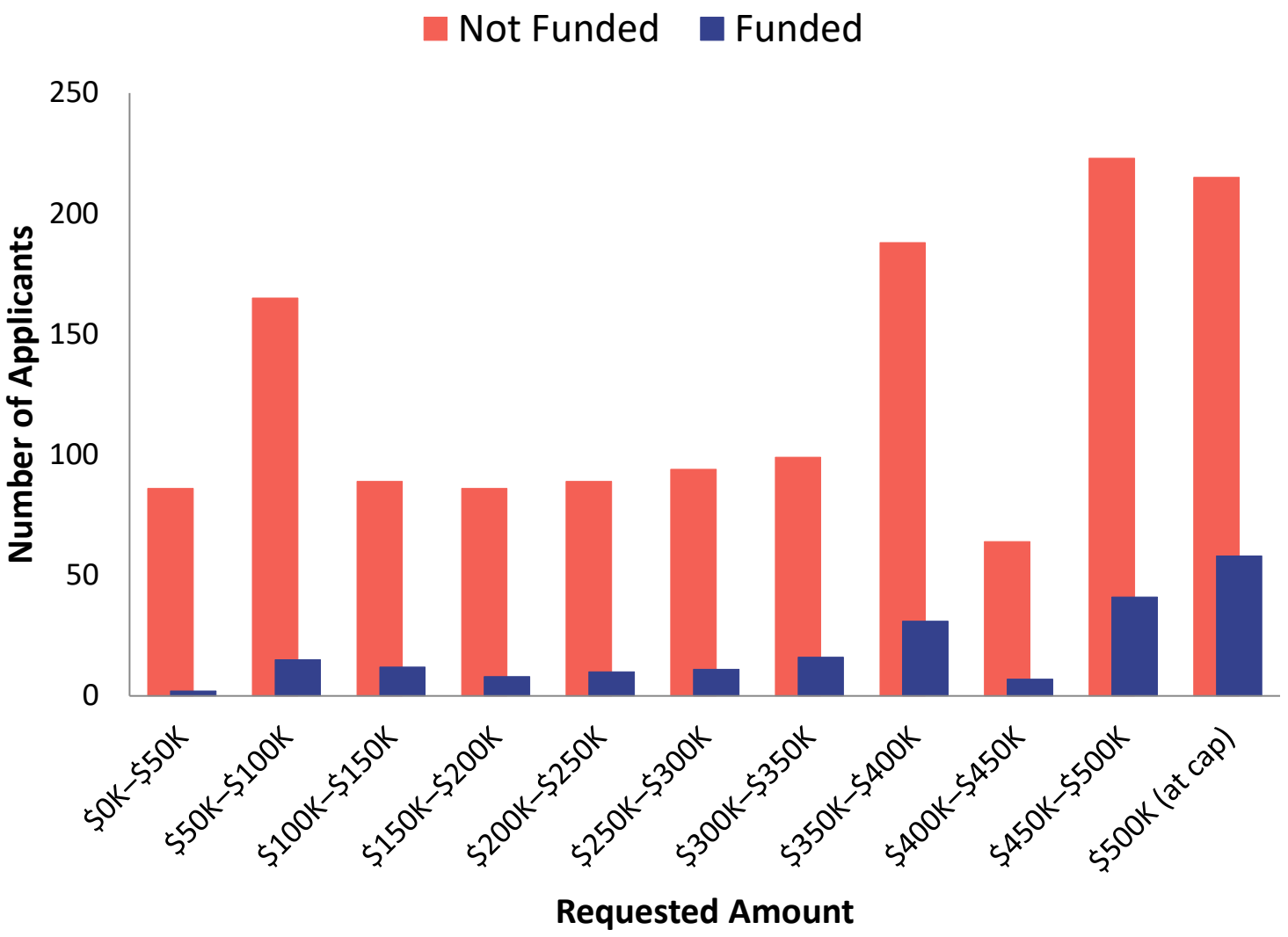

Median & Mean Ask

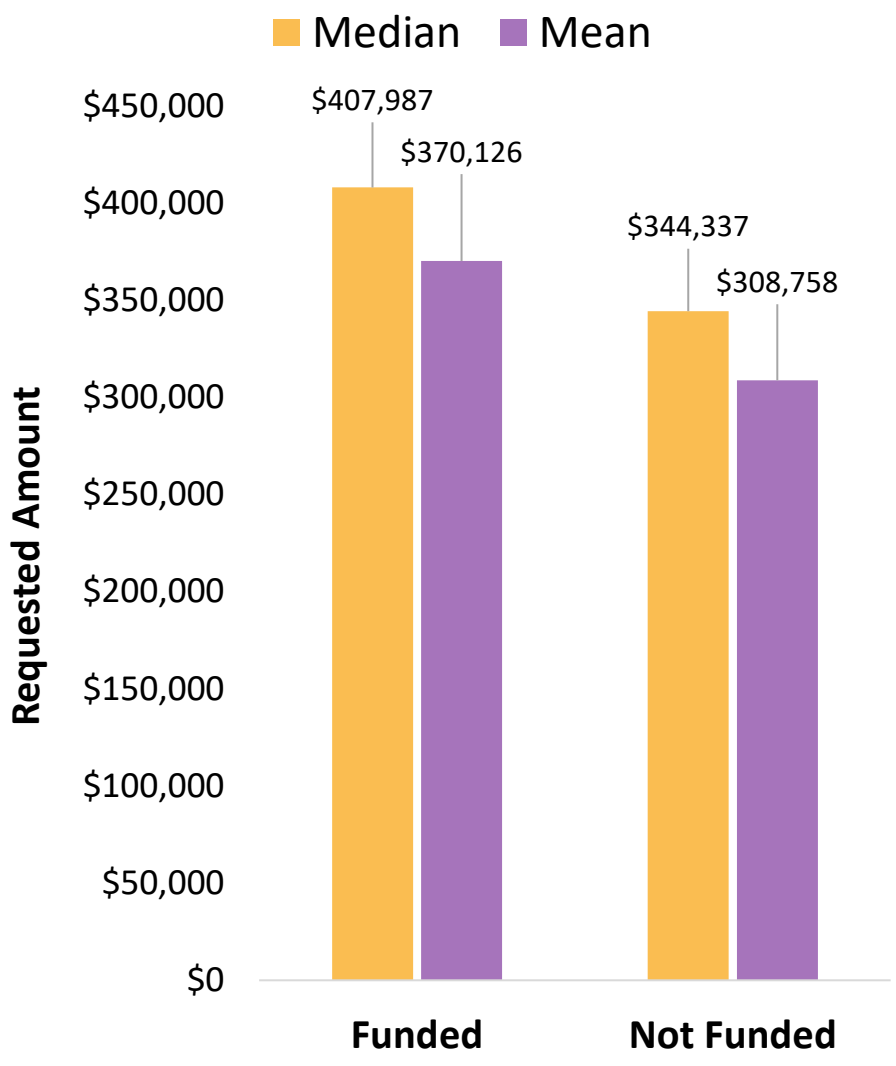

A Profile of the Previous Funding Cycle's Ideal Applicant

Based on FY2025 data, the typical funded applicant looked like this:

Final Score

66 or higher

The lowest funded score was 65.7; the median was 71.6. Scoring below 66 effectively ruled an applicant out — no application below that threshold was funded.

Org Type

K-12 (volume) or Tribal (rate)

K-12 districts received the most awards in absolute terms. Tribal applicants had the highest funding rate at 35% — about 2.5x the K-12 average.

Locale

Rural

Rural districts made up 38% of the applicant pool and won at 21%. Rural-Remote applicants were funded at nearly 5x the rate of large suburbs.

Request

Near the $500K cap

Funded median ask was $408K. The single largest group of awards went to applicants who requested the full program maximum of $500K. Asking small did not help.

Location

AZ, IL, CA, KY, AR

The top five recipient states by award count, accounting for 78 of 211 awards. Awards spanned 37 states plus DC overall.

Building A Competitive Project

Components of a Comprehensive Safety Strategy in Practice



People & Planning

Mental Health / Wraparound Supports
SRO / Law Enforcement Partnership
Emergency Operations Planning
Training & Drills
Threat Assessment Team



Lighting & Physical Deterrents

Window / Ballistic Hardening
Fencing / Gates / Perimeter Barriers
Exterior / Site Lighting



Access & Entry Control

Access Control / Door Hardware
Visitor Management & Vestibules
Lockdown / Classroom Barricade



Communication & Notification

Intercom / PA / Mass Notification
Two-way Radios / Phones
Panic / Duress Alerts
Anonymous Reporting / Tip Lines



Detection & Monitoring

Surveillance Cameras / VMS
Weapon / Threat Detection
AI / Video Analytics & Software Monitoring
Environmental Sensors (Vape, Smoke, Fire)



Misc. Tech & Support Equipment

Signage / Wayfinding
Bus / Transportation Safety
Network / Server Infrastructure
GIS / School Mapping / Critical-Incident Maps
Medical / AED / Stop-the-Bleed

Categories of Requested Expenses

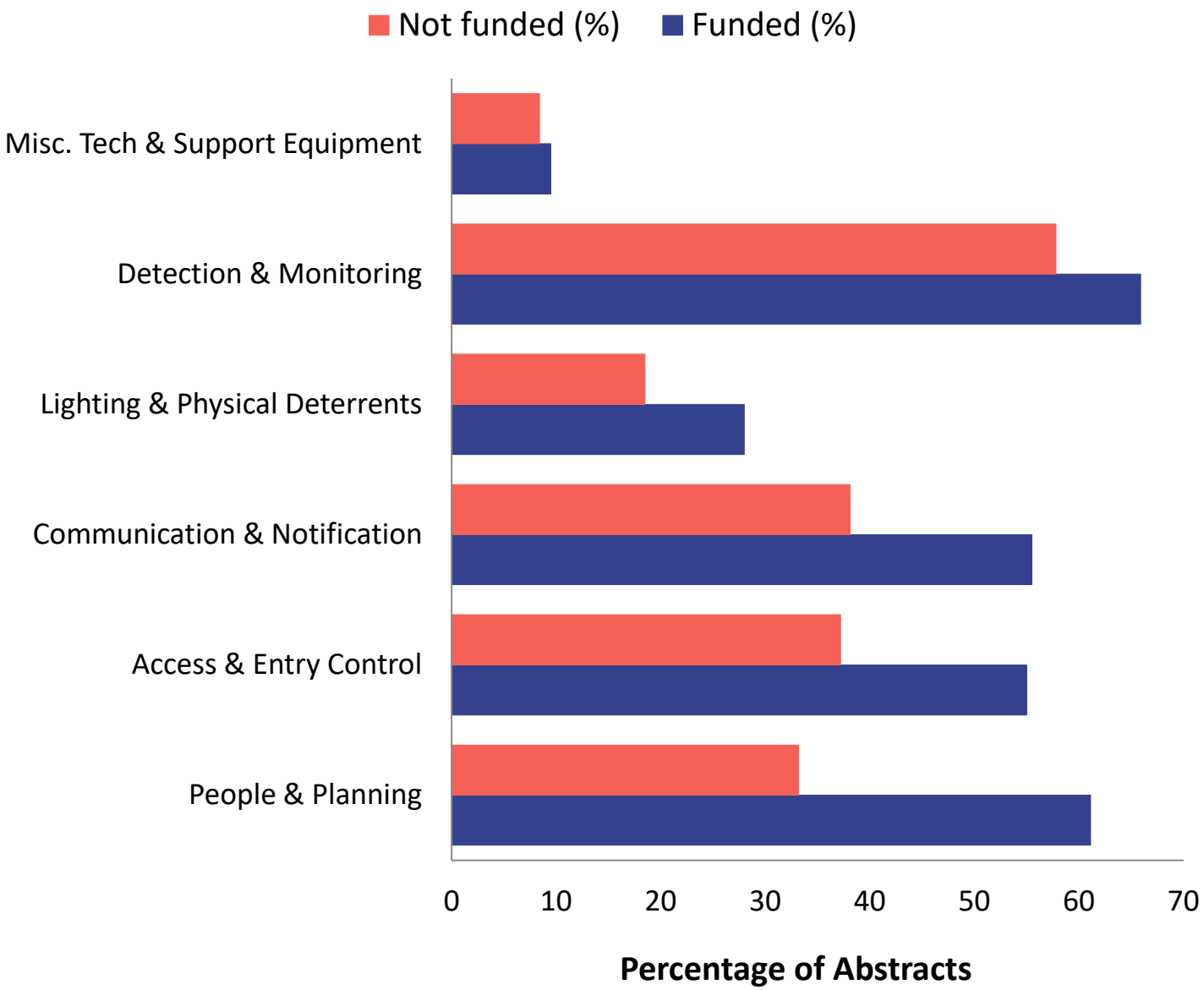

Fundable Genetec Solutions

1. **Detection & Monitoring**
   - → Genetec Clearance
   - → Omnicast™ Video Management System
   - → Intelligent Video Analytics
2. **Access & Entry Control**
   - → Synergis™ Access Control System
   - → Identity Management and Visitor Tracking
3. **Communication & Notification**
   - → Genetec Mission Control™
   - → Integrated Panic Button Solutions

0-1 categories

7.8%

Abstracts that touch zero or one of the six categories. These read as narrow requests with little context around them.

3 categories

20.3%

The clearest cliff — covering three categories nearly triples the funding rate vs covering two (8.8%).

4+ categories

33.8%

Hits four or more of: access, detection, communication, lighting, misc tech, people & planning. **Wins at over 4x the rate of narrow abstracts.**

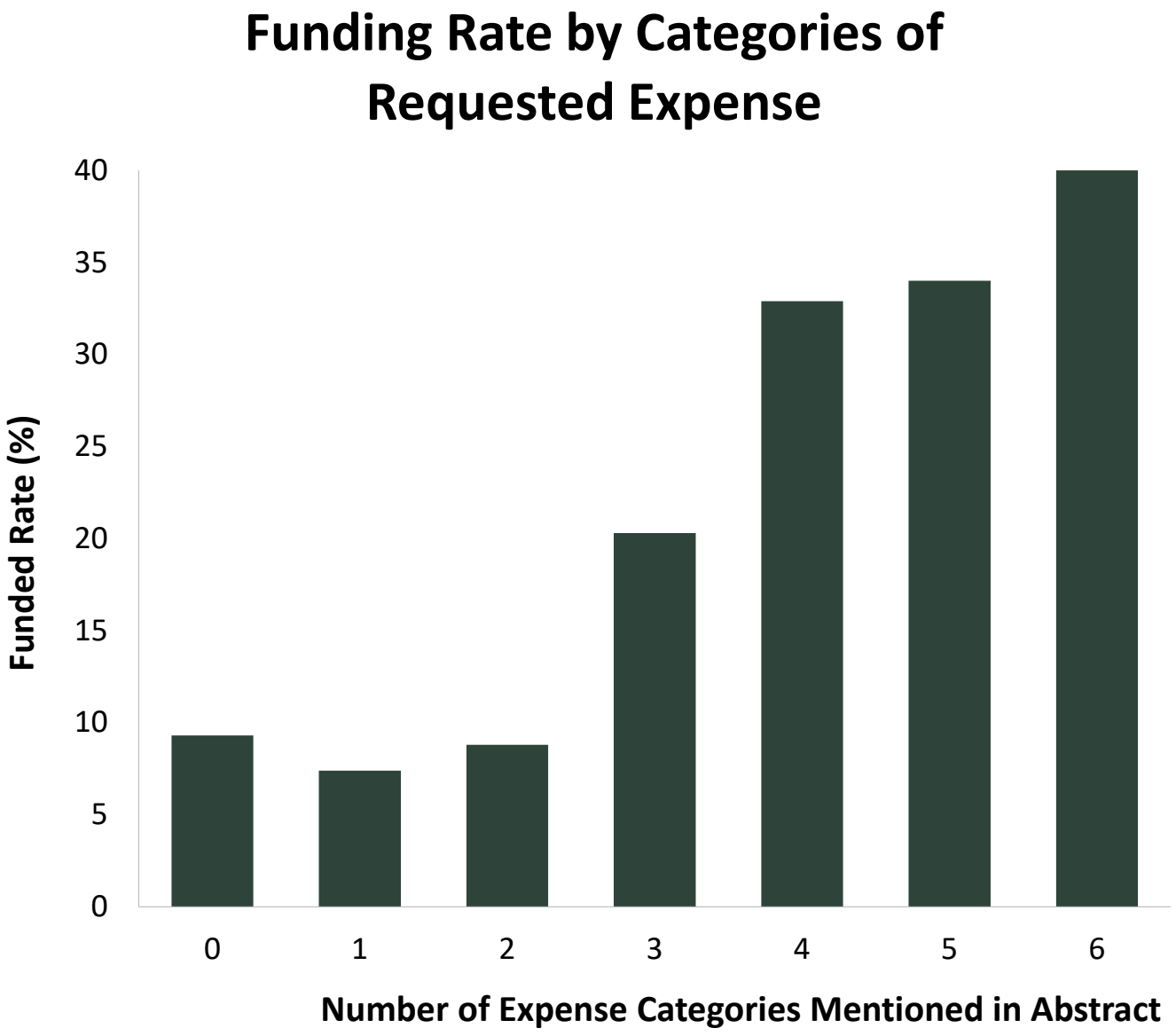

People & Planning:

The Key Differentiator for a Comprehensive Safety Plan

- Training & drills
- Mental health & wraparound services
- Threat assessment teams
- SRO / law enforcement partnership
- Emergency operations planning
- Threat assessments / Safety Audits

Seen in **61%** of funded projects.

Seen in only **33%** of unfunded proposals.

Avoiding Common Application Pitfalls

Clearly Defined Safety Need

Common Pitfall

1. Safety concerns described too broadly
2. Lack of supporting data or documented incidents
3. Generic statements (e.g., “we want safer schools”)
4. No connection between identified risks and requested equipment

How to Mitigate

1. Use specific local data and documented vulnerabilities
2. Reference behavioral incidents, unauthorized access events, communication gaps, threat assessments, climate surveys, and safety audits
3. Tie every requested item directly to a documented need



Strong Alignment with Allowable Activities

Common Pitfall

1. Requesting unallowable costs
2. Including “nice-to-have” technology without justification
3. Weak connection between equipment and violence prevention
4. Project narrative does not align with program priorities

How to Mitigate

1. Focus on allowable activities → access control, surveillance systems, visitor management, emergency notification systems, communication technology, coordination with law enforcement
2. Clearly explain how each item improves prevention, deterrence, and response capabilities



Comprehensive, Evidence-based School Safety Strategy

Common Pitfall

1. Proposal focuses only on equipment purchases
2. Lack of broader safety planning
3. Technology appears reactive instead of strategic
4. No discussion of integration, training, or procedures

How to Mitigate

1. Present project as part of layered safety strategy
2. Include prevention measures, emergency operations planning, threat assessment practices, staff training, communication protocols, and community partnerships
3. Emphasize sustainability and operational integration



Meaningful Law Enforcement & Stakeholder Collaboration

Common Pitfall

1. Limited collaboration during project development
2. Law enforcement involved too late
3. Proposal created by one department in isolation
4. Weak or generic letters of support

How to Mitigate

1. Engage partners early, including local law enforcement, emergency management, mental health staff, IT/facilities teams, school administrators, and community partners
2. Include clear implementation roles, coordination plans, strong letters of support, and evidence of ongoing collaboration



Realistic Budget & Sustainability Plan

Common Pitfall

1. Vague or inconsistent budget line items
2. Missing maintenance or licensing expenses
3. Failure to address required local match
4. No long-term plan for sustainability of efforts or technology at ‘End of Life’

How to Mitigate

1. Provide detailed, itemized budgets that include ongoing maintenance, licensing, equipment replacement, and staff training costs
2. Use vendor quotes or documented cost assumptions
3. Confirm your cost match source before you begin writing
4. Demonstrate how on-going project costs will be assumed after grant period



Abstract Characteristics

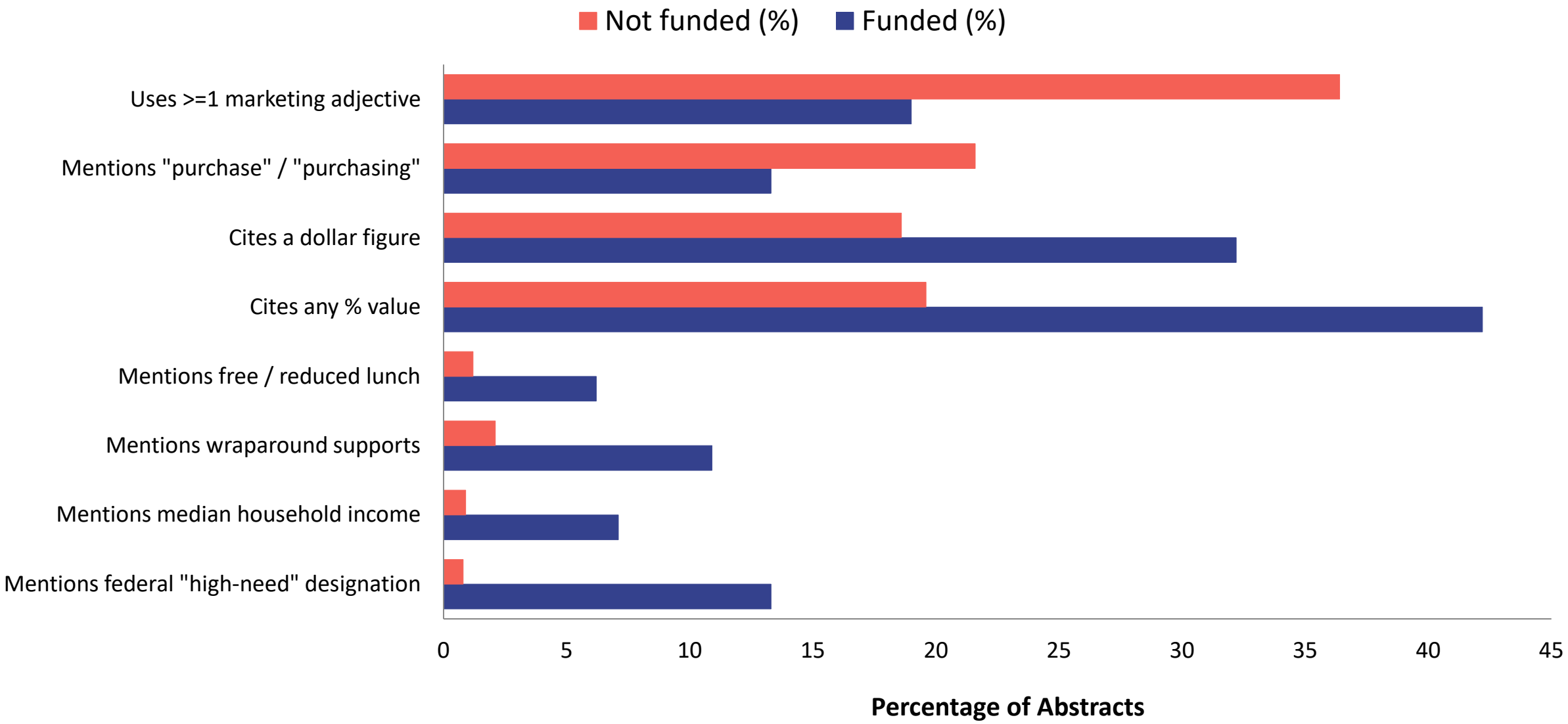

What do Unfunded Abstracts do?

01

Heavy Use of Marketing Adjectives

Over representation of words such as 'advanced,' 'seamless,' 'proactively,' 'timely,' 'efficient,' 'strategic,' 'innovative.'

Adjectives describe the project, **not** the need it addresses.

02

Frame Request as an Equipment Shopping-list

Reads like an inventory: 'security cameras,' 'access control,' 'detection systems,' 'existing security,' 'devices,' 'components,' 'purchase.'

Lead with what will be purchased, **not** why.

03

Make Passive Capability Claims

Consistent use of phrases like 'will be able to,' 'which will,' 'will enhance,' 'allows,' 'by implementing.'

The grammatical subject is the equipment, **not** the district or the students.

What do Funded Abstracts do?

Cite Federal High-Need Designation

Name the federal categories that drive scoring preference: NIJ persistent-poverty counties, historically disadvantaged communities, opportunity zones.

Quantify Socioeconomic Need

Documents need with hard numbers: median household income, percent below poverty line, free/reduced lunch participation, SNAP enrollment.

Name Specific Incidents

Concrete events grounded in time and place like, 'a 2023 lockdown,' 'two altercations during sporting events.' rather than abstract risk language.

Detail Partners & Sustainability Plans

Names specific partner agencies and ongoing support structures: wraparound supports, multidisciplinary teams, training and stipend plans, police/sheriff/fire/EMS partners.

Quantify the Project

Names exact counts of what the funding will produce: specific equipment, door counts, camera counts, building counts, beneficiary counts.

Tips to Improve Your Chances of Success

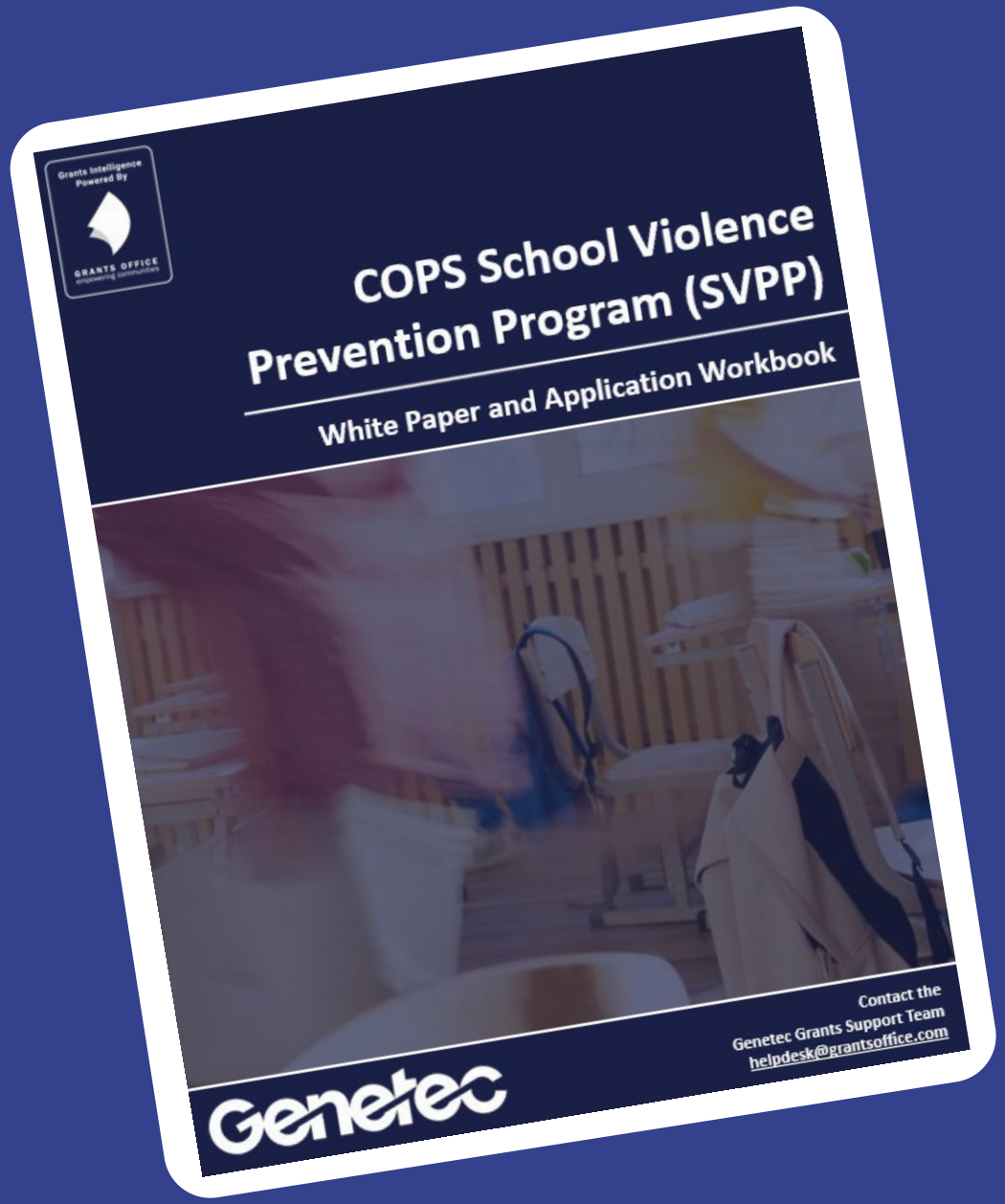

Available for download!

Steps for Submitting on Time

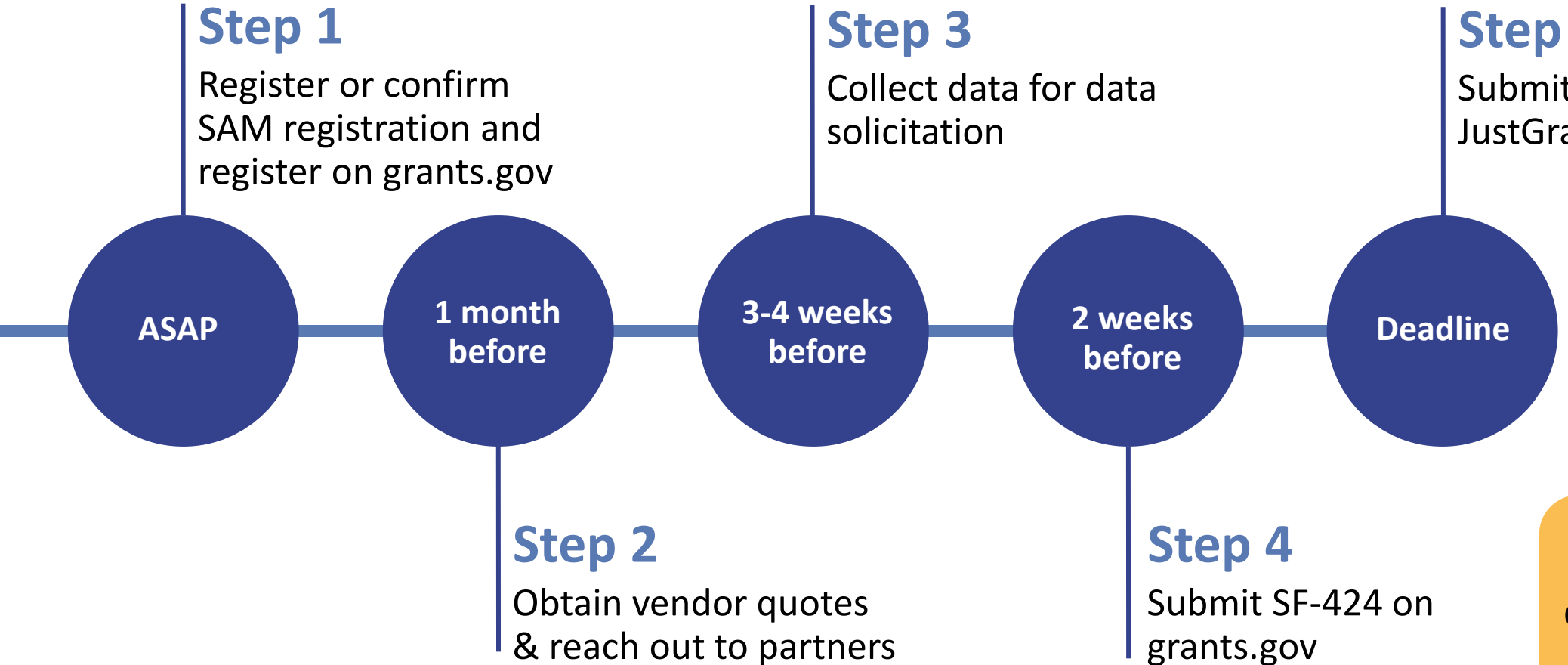

You can engage Genetec at any point for help!

Genetec Grants Support Team Services



The Genetec Grants Support Team offers NO COST grant services to Public Sector and Non-profit agencies:

- Up-to-date grants intelligence
- Consultation to help develop project ideas for new technology-rich projects or to expand initiatives already underway
- Application assistance to seek and secure grant funding to purchase Genetec solutions

Grants assistance available across the Public Sector

- K-12 & Higher Education
- Public Safety Agencies
- State & Local Public Administration
- State & Local Utilities
- Transit & Transportation
- State & Local Justice
- Courts & Correction Institutions
- Healthcare Organizations



Genetec Grants Support Team Services



- Funder Prospecting
- Grant Readiness Coaching
- Project-Specific Consultation
- Proposal Development Assistance

Genetec Grants Support Team
Step-by-Step Process

01 – Engage with the Genetec Grants Support Program

Fill out and submit our Information Collection Tool

Scan this QR code

or request a link to the form from grantsoffice@genetec.com

02 - Consultative Call

Discuss the project:

- Refine project ideas
- Further the long-term vision
- Establish next steps



Call participants:

- **Customer**
- **Genetec Account Executive &/or Channel Partner**
- **Genetec Grants Manager**
- **Grants Office Representative**

03 - Grant Development Support



The GGST offers a range of support:

- Honing projects to ensure alignment with grant funder objectives.
- Reviewing grant applications, ensuring compliance with grant funder requirements.
- Providing grant writing/editing support.

As part of the GGST process, the Genetec Account Executive or Channel Partner will:

- Provide project descriptions as well as detailed quotes to be included in the line-item budget once the grant proposal development process is underway.

04 - Successful Application Submission



Questions?

GRANTS OFFICE
empowering communities

Contact Us

grantsoffice.com

helpdesk@grantsoffice.com

Genetec™

Scan to engage with the Genetec Grants Support Team
grantsoffice@genetec.com